

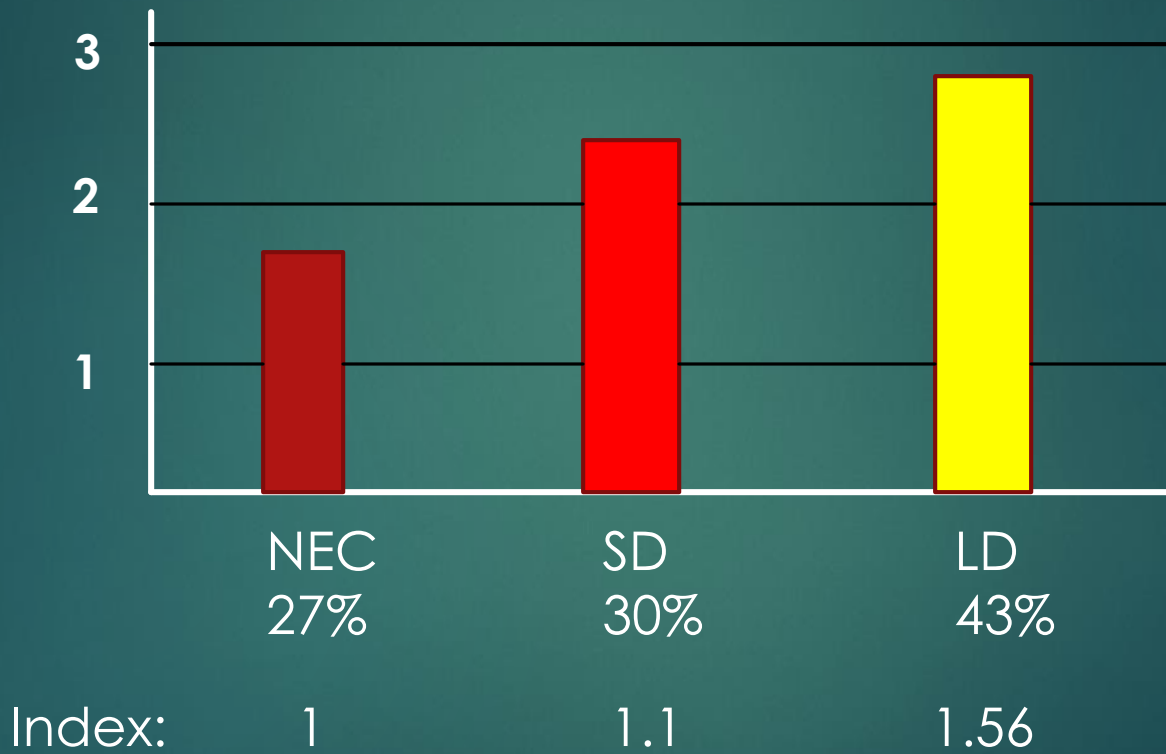


Andrew C. Selden
President
United Rail Passenger Alliance

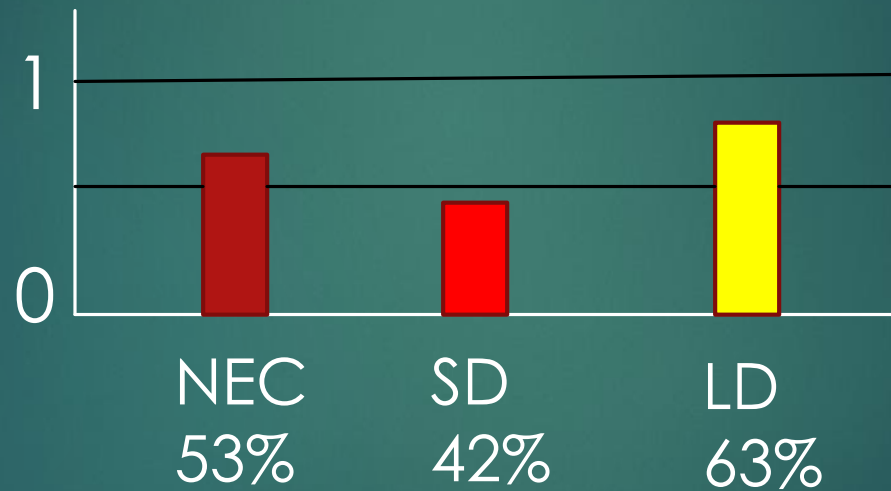
RAILPAC SACRAMENTO

NOVEMBER 15, 2014

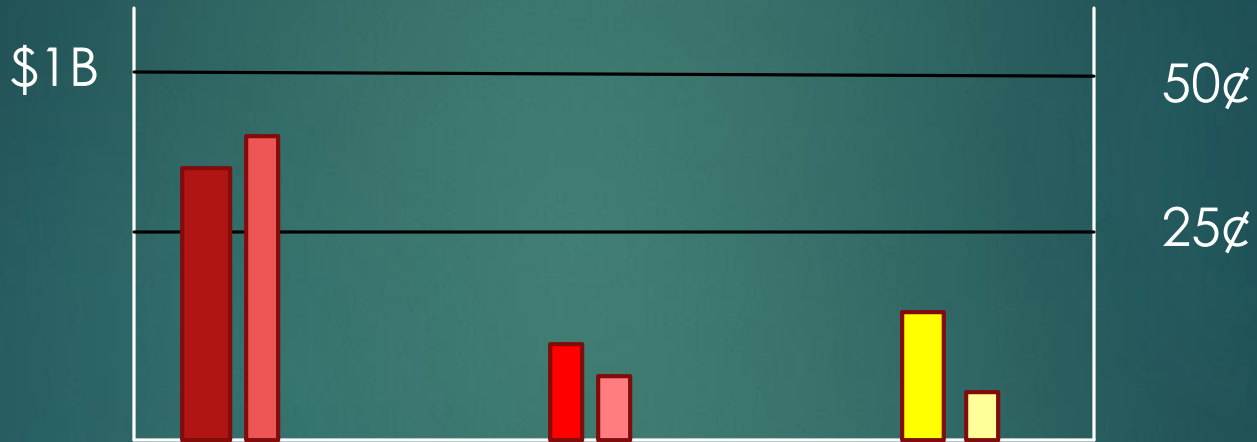
FY'13 RPM



FY'13 LOAD FACTOR



FEDERAL COST (Total + per PM)



| | | | |
|---------|------|------|------|
| | NEC | SD | LD |
| TOTAL: | 700 | 250 | 300 |
| PER PM: | .375 | .123 | .103 |

California

| | <u>Surfliner</u> | <u>San Joaquin</u> | <u>Cap. Corridor</u> | <u>11/14</u> |
|-------|------------------|------------------------|--------------------------|--------------|
| RPM | 232.3 | 170.1 | 112 | 237.5 |
| TM | 1600 | 1332 | 1157 | 1005 |
| ASM | 753.6 | 424.4 | 376.4 | 367.8 |
| Rev. | 62.7 | 27.7 | 39.4 | 43 |
| Yield | .27 | .23 | .25 | .18 |
| LF | 30.8 | 40.1 | 29.8 | 64.6 |
| ATL | 85.8 | 139.4 | 65.8 | 495.2 |